

DE-132G12HC690W-730W

Small in size, bigger on power

- Up to 730W, 23.5% module efficiency with high density interconnect technology
- Reduce installation cost with higher power bin and efficiency
- Boost performance in warm weather with low temperature coefficient and operating temperature

High customer value

- Lower LCOE, reduced BOS cost, better ROI
- Lowest guaranteed first year and annual degradation
- Optimized compatibility with existing mainstream system components

High output power


- Based on G12-210mm solar cells with N-type TopCon technology
- High density interconnection provides improved power density
- MBB technology improves light-trapping effect and current-collection, while lowering series resistance

High reliability

- Minimized micro-cracks with innovative non-destructive cutting technology minimizes micro-cracking
- Ensured PID resistance through improved cell process and module material control
- Resistant to harsh environments
- Mechanical performance up to +5400/-2400 Pa

Longer warranty

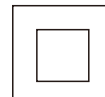
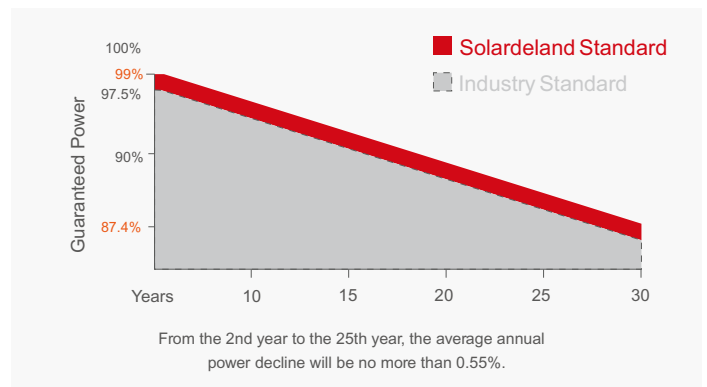
- First-year degradation 1% and annual degradation at 0.4%
- Up to 12 years product warranty and 30 years power warranty



PRODUCT Warranty

12 YEARS Product Warranty

30 YEARS Performance guarantee



G12-BIFACIAL 690W-730W

MECHANICAL PARAMETERS

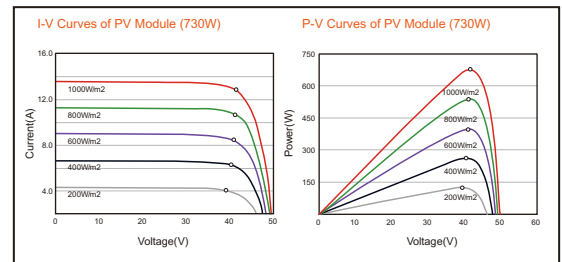
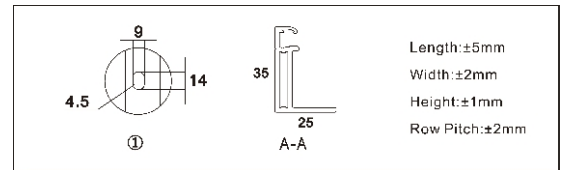
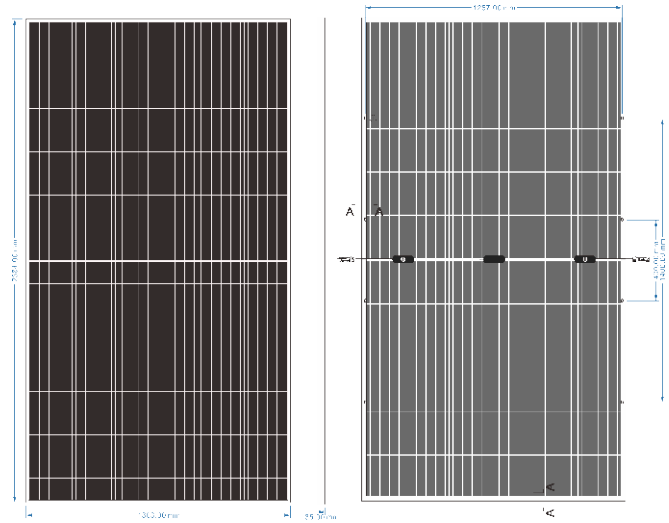
Cell Orientation	6*22(132)solar half cells
Junction Box	IP 68 3 diodes
Output Cable	Output Cable
Front Glass	2.0mm, Anti-reflection Coating
Back Glass	2.0mm, Heat Strengthened Glass
Frame	35mm Anodized Aluminium Alloy
Weight	35.5Kg (+/-0.5kg)
Dimension	2384*1304*35mm
Packaging	31pcs/pallet, 558pcs/40HQ Container

OPERATING PARAMETERS

Operational Temperature	-40~+85°C
Power Output Tolerance	0~5W
Voc and Isc Tolerance	±3%
Maximum System Voltage	1000/1500VDC(IEC)
Maximum Series Fuse Rating	25A
Nominal Operational Cell Temperature	45±2°C
Protection Class	Class II
Fire Rating	UL type 1 or 2 IEC Class C

PRODUCT WARRANTY

Warranty for Materials and Processing	12 Years
Warranty for Extra Linear Power Output	30Years



ELECTRICAL CHARACTERISTICS STC AM1.5 1000W/m² 25°C NOCT:AM1.5 800W/m² 20°C 1m/s Test uncertainty for Pmax: ±3%

Module Type	DE-132G12HC690W		DE-132G12HC700W		DE-132G12HC710W		DE-132G12HC720W		DE-132G12HC730W	
	STC	NOCT	STC	NOCT	STC	NOCT	STC	NOCT	STC	NOCT
Maximum Power(Pmax/W)	690W	526W	700W	534W	710W	543W	720W	552W	730W	560W
Voltage at Maximum Power(Vmp/V)	40.10	37.70	40.50	38.00	40.90	38.50	41.30	38.80	41.70	39.30
Current at Maximum Power(Imp/A)	17.21	13.95	17.29	14.05	17.36	14.10	17.44	14.23	17.51	14.25
Open Circuit Voltage(Voc/V)	47.90	45.40	48.60	46.10	49.00	46.50	49.40	46.90	49.80	47.30
Short Circuit Current(sc/A)	18.25	14.71	18.32	14.76	18.40	14.83	18.48	14.90	18.56	14.97
Module Efficiency(%)	22.20%		22.50%		22.90%		23.20%		23.50%	

MECHANICAL LOADING

Front Side Maximum Static Loading	5400Pa
Rear Side Maximum Static Loading	2400Pa
Hailstone Test	25mm Hailstone at the speed of 23m/s

TEMPERATURE RATINGS(STC)

Temperature Coefficient of Isc	0.04%/°C
Temperature Coefficient of Voc	-0.24%/°C
Temperature Coefficient of Pmax	-0.30%/°C

Bifacial Output-Rearside Power Gain

		5%		10%		
		Maximum Power (Pmax)	Module Efficiency STC (%)	Maximum Power (Pmax)	Module Efficiency STC (%)	
5%	725W	23.31%	735W	24.05%	746W	24.36%
	759W	24.42%	770W	24.75%	781W	25.19%
10%	759W	24.42%	770W	24.75%	781W	25.19%
	792W	25.52%	803W	25.85%		

Solardeland

+49 15206248869 info@solardeland.com www.solardeland.com
Kreuzstr. 60, 40210 Düsseldorf, Germany

